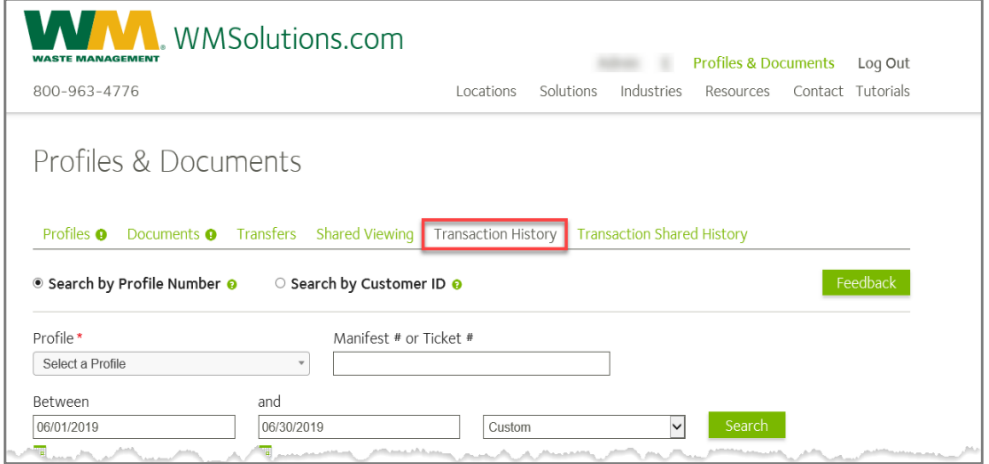
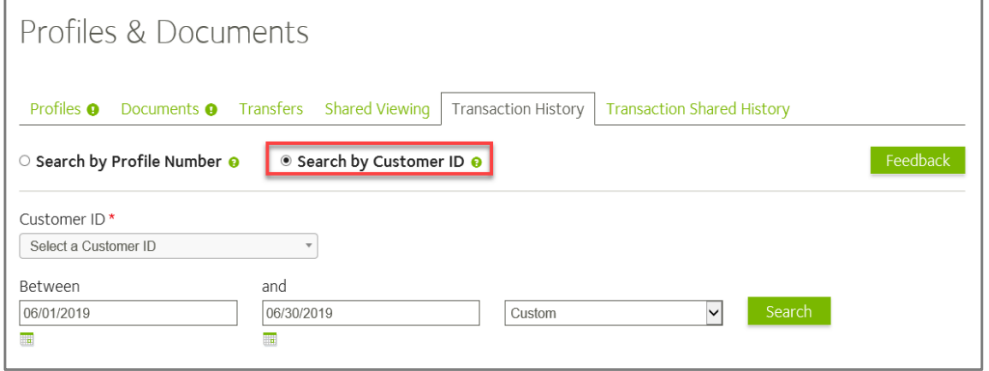
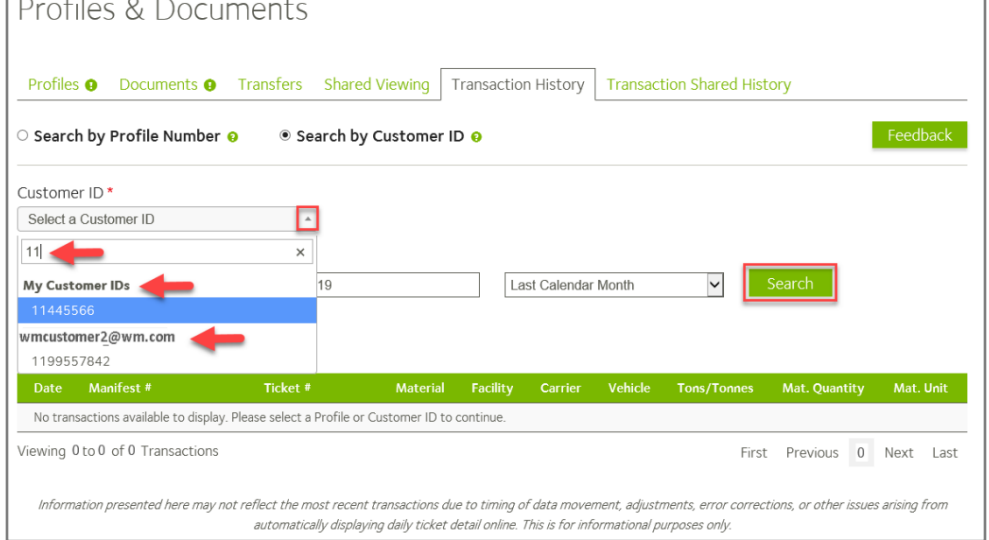


WMSolutions – Manage Transaction History (for Solid Wastes)

Use these instructions to locate, view, print tickets and manifest. Starting from www.wmsolutions.com Profiles and Documents page (homepage):

Action	Screen Image
<p>1. Click the Transaction History tab. The transaction selection options display.</p>	
<p>2. Click the Search by Customer ID radio button.</p>	
<p>3. Click the Customer ID drop-down arrow to select the ID you wish to view.</p> <p>Note: You may type the Customer ID number directly into the field located at the top of the dropdown list and predictive search will begin to locate the profiles matching the characters being entered.</p>	 <p>Note: All Customer IDs you have access to will display in the list. <i>My Customer IDs</i> is a list of billing account numbers for select disposal facilities or waste types that are aligned with your viewing access. The shared Customer IDs will display under the email header from which it was shared.</p>

- Enter a date range to filter the search results, as applicable.
- Click the **Search** button. A Waste Summary displays, and the transactions associated with your selection are accessible via the table at the bottom of the page.

Profiles & Documents

Profiles Documents Transfers Shared Viewing Transaction History Transaction Shared History

Search by Profile Number Search by Customer ID Feedback

Customer ID *
11445

Between 11/01/2019 and 11/30/2019 Last Calendar Month Search

Show 25 entries

Date	Manifest #	Ticket #	Material	Facility	Carrier	Vehicle	Tons/Tonnes	Mat. Quantity	Mat. Unit
No transactions available to display. Please select a Profile or Customer ID to continue.									

Viewing 1 to 1 of 1 Transactions First Previous 1 Next Last


- Once you have located the desired transaction(s), use the following steps as applicable:

To ...	Go To...
View	Step 7
Print (Transaction Summary)	Step 8
Export As CSV	Step 9
Export As PDF	Step 10

Show 25 entries Print Export As CSV Export As PDF

Date	Manifest #	Ticket #	Material	Facility	Carrier	Vehicle	Tons/Tonnes	Mat. Quantity	Mat. Unit
05/24/2019	8414	3359	Asbestos - Class 2 Non-Ind	Austin Community RDF					
05/24/2019	5754075 JJK 6181457 JJK	3369	Asbestos - Class 2 Non-Ind	Austin Community RDF					
06/25/2019	105 106 107	3390	Asbestos - Class 2 Non-Ind	Austin Community RDF					

View Ticket or Manifest

- Click the  (Adobe Acrobat) icon adjacent to the manifest or ticket you wish to view. The item downloads as a PDF file to your desktop.

Click the PDF file to view and/or perform standard PDF functions.

IMPORTANT: If the PDF icon is not available for a displayed ticket or manifest, contact your TSC (Technical Service Center) for assistance. You may use the Feedback button located at the top of the page to submit your request.

Show 25 entries Print Export As CSV Export As PDF

Date	Manifest #	Ticket #	Material	Facility	Carrier	Vehicle	Tons/Tonnes	Mat. Quantity	Mat. Unit
05/24/2019	8414	3359	Asbestos - Class 2 Non-Ind	Austin Community RDF					
05/24/2019	5754075 JJK 6181457 JJK	3369	Asbestos - Class 2 Non-Ind	Austin Community RDF					
06/25/2019	105 106 107	3390	Asbestos - Class 2 Non-Ind	Austin Community RDF					

Print the Transaction Summary being displayed

8. Click the **Print** button.

The Print option window displays.

Follow the instructions on your browser to print the document.

Show entries

[Print](#) [Export As CSV](#) [Export As PDF](#)

Date	Manifest #	Ticket #	Material	Facility	Carrier	Vehicle	Tons/Tonnes	Mat. Quantity	Mat. Unit
05/24/2019	8414	3359	Asbestos - Class 2 Non-Ind	Austin Community RDF					
05/24/2019	5754075 JJK 6181457 JJK	3369	Asbestos - Class 2 Non-Ind	Austin Community RDF					
06/25/2019	105 106 107	3390	Asbestos - Class 2 Non-Ind	Austin Community RDF					
07/16/2019	100	3423	Asbestos - Class 2 Non-Ind	Austin Community RDF					
07/16/2019	100	3424	Asbestos - Class 2 Non-Ind	Austin Community RDF					
07/18/2019	100	3425	Asbestos - Class 2 Non-Ind	Austin Community RDF					
07/22/2019	100	3435	Asbestos - Class 2 Non-Ind	Austin Community RDF					
07/30/2019	105 106 107	3478	Asbestos - Class 2 Non-Ind	Austin Community RDF					

Viewing 1 to 8 of 8 Transactions First Previous Next Last

Export As CSV

9. Click the **Export As CSV** button. The list of transactions downloads as a CSV file in Excel.

Follow the instructions on your browser to view and manage the file.

Show entries

[Print](#) [Export As CSV](#) [Export As PDF](#)

Date	Manifest #	Ticket #	Material	Facility	Carrier	Vehicle	Tons/Tonnes	Mat. Quantity	Mat. Unit
05/24/2019	8414	3359	Asbestos - Class 2 Non-Ind	Austin Community RDF					
05/24/2019	5754075 JJK 6181457 JJK	3369	Asbestos - Class 2 Non-Ind	Austin Community RDF					
07/22/2019	100	3435	Asbestos - Class 2 Non-Ind	Austin Community RDF					
07/30/2019	105 106 107	3478	Asbestos - Class 2 Non-Ind	Austin Community RDF					

Viewing 1 to 8 of 8 Transactions First Previous Next Last

Export as PDF

10. Click on each of the transaction row(s) you wish to export. The selected row(s) will highlight.

Note: Clicking a selected row again deselects the row.

11. Click the **Export AS PDF** button. The "What would you like to download" dialog box displays.

Show entries

[Print](#) [Export As CSV](#) [Export As PDF](#)

Date	Manifest #	Ticket #	Material	Facility	Carrier	Vehicle	Tons/Tonnes	Mat. Quantity	Mat. Unit
05/24/2019	8414	3359	Asbestos - Class 2 Non-Ind	Austin Community RDF					
05/24/2019	5754075 JJK 6181457 JJK	3369	Asbestos - Class 2 Non-Ind	Austin Community RDF					
06/25/2019	105 106 107	3390	Asbestos - Class 2 Non-Ind	Austin Community RDF					
07/16/2019	100	3423	Asbestos - Class 2 Non-Ind	Austin Community RDF					
07/16/2019	100	3424	Asbestos - Class 2 Non-Ind	Austin Community RDF					
07/18/2019	100	3425	Asbestos - Class 2 Non-Ind	Austin Community RDF					
07/22/2019	100	3435	Asbestos - Class 2 Non-Ind	Austin Community RDF					
07/30/2019	105 106 107	3478	Asbestos - Class 2 Non-Ind	Austin Community RDF					

Viewing 1 to 8 of 8 Transactions First Previous Next Last

12. Click the **Ticket PDFs**, **Manifest PDFs**, or **Both** checkbox, as applicable.

Select	To Download...
Ticket PDFs	Only the tickets in the selected rows.
Manifest PDFs	Only the manifests in the selected rows.
Both	The ticket(s) and manifest(s) in the selected rows.

What would you like to download? ×

- Ticket PDFs
 Manifest PDFs
 Both

Close

Continue

13. Click the **Continue** button. A PDF file housing the images based on your selection is created.

Follow the instructions on your browser to view and manage the file.

What would you like to download? ×

- Ticket PDFs
 Manifest PDFs
 Both

Close

Continue